

A detailed botanical illustration serves as the background. It features various plants: a pink flower with a long stem and heart-shaped leaves in the top left; a large yellow flower with a dark red center in the bottom left; a branch with small white flowers and green leaves in the top right; a branch with small red flowers and green leaves in the bottom center; and a lemon with green leaves and a small white flower in the bottom right. The central text is enclosed in a thin black rectangular border.

**Be your authentic
self with RA**

A detailed botanical illustration serves as the background. It features various plants: a pink flower with a long stem and heart-shaped leaves in the top left; a large yellow flower with a dark red center in the bottom left; a branch with small white flowers and green leaves in the top right; a branch with small red flowers and green leaves in the bottom center; and a branch with a single yellow lemon and green leaves in the bottom right.

**...even if you
have to work at it**



Hello!

I am Stephanie Chase

Director, Hillsboro (OR) Public Library
Chair, LibraryReads Steering Committee

You can find me at [@acornsandnuts](#) on Twitter.





1.


**readers want to connect
with other readers**

(it's kind
of the
point of
Library
Reads)



LibraryReads Favorite of Favorites 2015

[Share your comments...](#)



The Girl on the Train: A Novel

by Paula Hawkins

Published: 1/13/2015 by Riverhead
ISBN: 9781594633669

"Rachel is a washed-up thirty-something who creates a fantasy about the seemingly perfect couple she sees during her daily train ride into London. When the woman goes missing, Rachel manages to insert herself into the investigation of the woman's disappearance. In the vein of *Gone Girl*, this dark psychological thriller is fast-paced and features some very unreliable

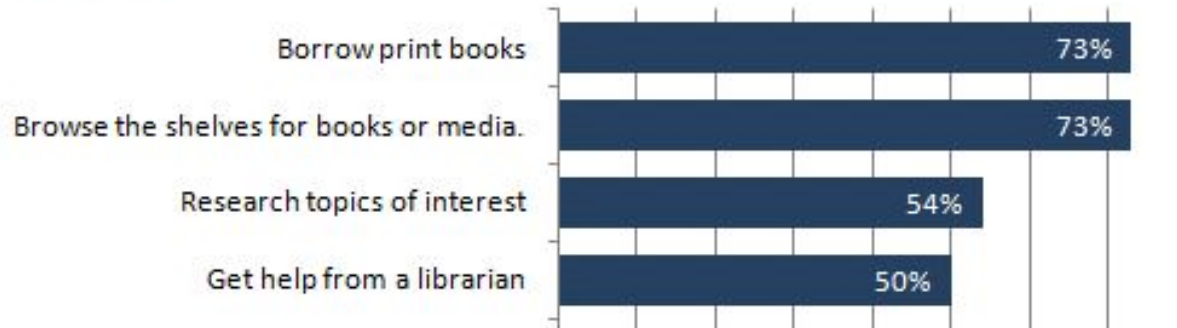




what library patrons do

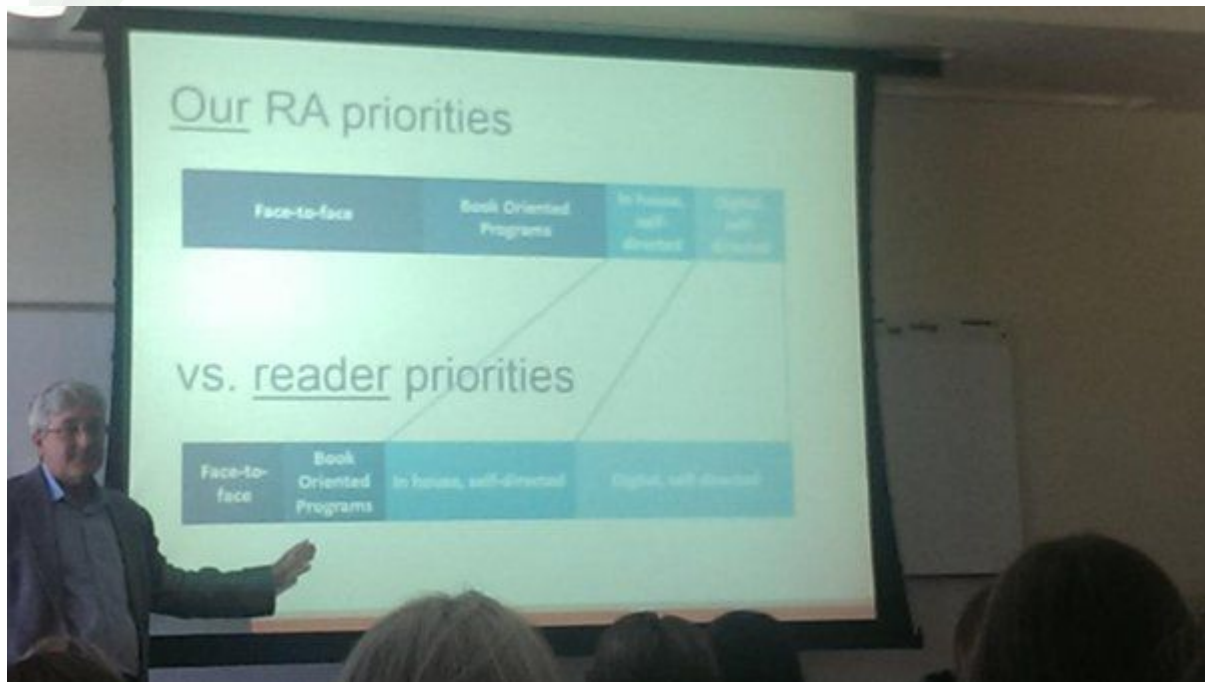
What people do at libraries

Among those who have visited a library or bookmobile in the past 12 months, the % who have done the following activities





what
library
readers
want





so what do **we** do?

- ◉ make it easy for patrons to borrow items
- ◉ focus on browsing behaviors
- ◉ be more available
- ◉ offer more self-directed options
- ◉ staff picks
- ◉ offer more ways to connect with us -- in person, at programs, in our displays, online in lists, blog posts, etc



passionate
RA
the cheap
way





NPR's Book Concierge

Our Guide To 2015's Great Reads

This year's edition of the Concierge is dedicated to the memory of longtime NPR book critic Alan Cheuse.

Produced by Nicole Cohen, Rose Friedman, Petra Mayer and Beth Novey

Designed by Annette Elizabeth Allen, David Eads, Becky Lettenberger and Wes Lindamood - Published Dec. 8, 2015

What would you like to read?

Showing all books

Covers

List

Use the filters below to explore some 260 titles NPR staff and critics loved this year. (You can also combine filters!) Want even more recommendations? Check out our favorite books from 2014, 2013, 2012, 2011, 2010, 2009, 2008



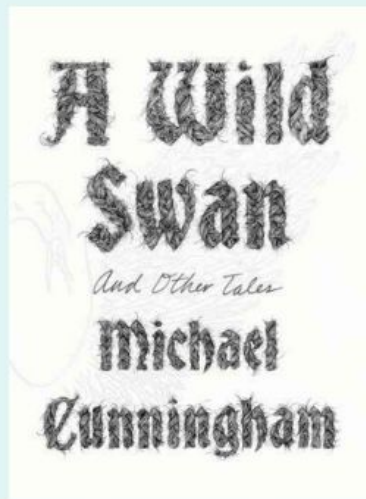
Staff Picks

Biography & Memoir

Book Club Ideas

Comics & Graphic
Novels

Cookbooks & Food





2.

**it's not about
the perfect book**



it's about the
relationship and the
conversation



The image features a central white rectangular box with a thin black border. Inside the box, the text "what is a book you love to share?" is written in a mix of black and green cursive fonts. The word "share?" is in green. Below the text, centered at the bottom of the box, is a black circle containing two white quotation marks. Surrounding the box are detailed botanical illustrations: green leaves and a small white flower in the top left; pink morning glory-like flowers and green leaves in the top right; a large red poppy in the bottom left; and green leaves with small yellow buds in the bottom right.

*what is a book
you love to
share?*

”



3.

**be proud of the
reader you are**



share your
enthusiasm





even if you haven't read it

ask the patron why they liked the book they
are sharing with you -- or share with the
patron why you liked the book you're
suggesting

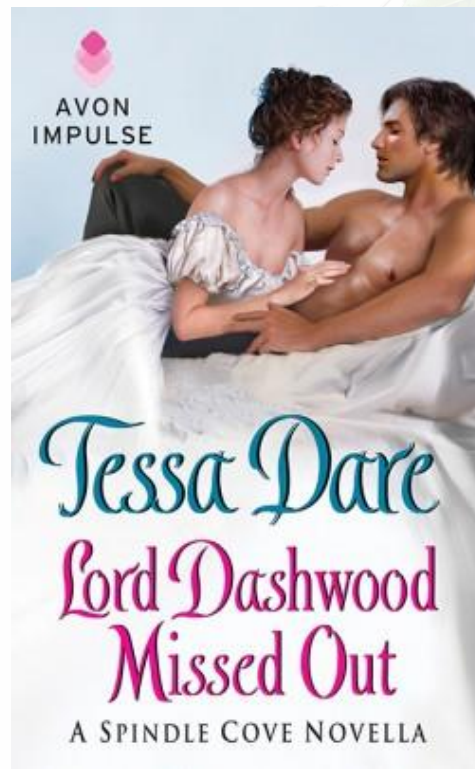


almost no one cares about the plot.



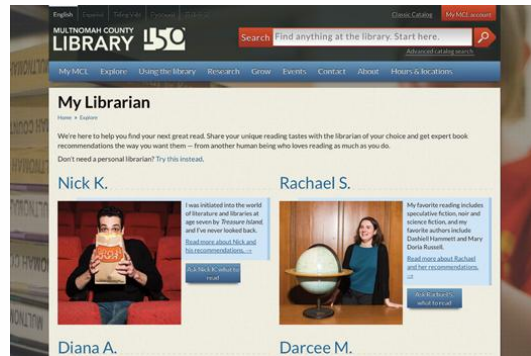
don't be embarrassed

every reader his
book, every book its
reader, you know



think about the success of personalized RA

Multnomah's MyLibrarian



Edmonton's Great Stuff Crew

Great Stuff Crew: Diego



*I am a very busy and serious man.
I am reading another book with my
feet. I am Tweeting with my back
muscles.*



We share.



Libraries are going to succeed **one patron** at a time.”

“What’s going to keep libraries alive, and what’s going to make them the dynamic place we all want them to be... is that we’re going to talk to [patrons] not just about the information they need, but about books that will brighten their lives, or enlighten them, or give them something to think about. If we make it clear that we love to read as well... [and] we’re happy to share what we love to read... that’s one of the best things...” -- Nancy Pearl



so don't fake
it




A detailed botanical illustration featuring a variety of plants and flowers. In the top left, there is a pink flower with a yellow center and green leaves. Below it is a large yellow flower with a dark red center. To the right, there are several green leaves and small red flowers. In the bottom left, there are green leaves and small red flowers. In the bottom right, there are green leaves and small white flowers. The central text is in a purple serif font.

but what
are some
tips?




talk to your colleagues **and** know your awards



what do the people you work with like to read? It's ok to say, "You know, I don't read a lot of science fiction, but my colleague Misha loves space opera. Let's see what she would suggest!"

what are your go-to awards? If you have a couple in your back pocket for areas you are less comfortable with, you'll be able to help almost anyone. "I always love to see what the Alex Award has. Have you heard of that...?"







how to read a book **in five minutes or less**

- ◉ judge it by its cover -- what's big? what's bolded?
- ◉ read the jacket copy
- ◉ who blurbed the book?
- ◉ what review source is listed, if any?
- ◉ is the typeface small or large? how much white space is there?
- ◉ is there a lot of dialogue?





Appeal factors

CHARACTER.

When the focus of the story is on the people in the story.

WRITING STYLE

Writing style as an appeal factor includes the language used in the book and the level of detail in the background.

PACE.


Pace is the rate at which a story unfolds for the reader. Can be fast-paced, steady or start slowly then accelerate as the story progresses.

TONE

Tone is the feeling that a book evokes in the reader.

STORYLINE.

A quick way to determine a book's focus -- is the plot what drives the story, or is character development where the real interest lies? Is the plot intricate, or sweeping and nonlinear? This helps readers find books with an overall structure they enjoy.





The four doorways

STORY.

Plot. Action. These are page turners, the books you can't put down, and that keep you reading to find out what happens next.

CHARACTER.


People. Protagonists. Villains. Heroes. Books in which the characters feel real and you miss them when the book is over.

SETTING.

Worldbuilding. This is what makes you feel like you're in another place or time (or even this exact place and time). Makes the world feel familiar, and makes you want to live in or visit that place.

LANGUAGE

Words. Grammar. Style. These books make you want to savor every word, to the point where you're not sure you even know or care what the book is about.



displays **displays** displays



don't forget online



Showing all books

≡ Covers

What would you like to read?

Ages 2-5




Ages 3-6

Ages 4-7

Ages 4-8

Ages 6-8

Ages 6-10



A decorative border featuring various flowers and greenery. In the top left, there are pink and purple flowers with green leaves. In the top right, there are green leaves and small red flowers. In the bottom left, there are green leaves and small red flowers. In the bottom right, there is a large red flower with a green center. The central text is enclosed in a thin black rectangular frame.

Thanks!

Any questions?

You can find me at [@acornsandnuts](#) & acornsandnuts@gmail.com



Credits

Special thanks to all the people who made and released these awesome resources for free:

- ◉ Presentation template by [SlidesCarnival](#)
- ◉ Plant illustrations from Köhler's Medizinal-Pflanzen in naturgetreuen at [BHL](#)

